

ENVIRONMENTAL STUDIES

1





ENVIRONMENTAL STUDIES

1

Published in 2016 by :

Website : F

Offices : F

Copyright : F

All Artwork : F

Written By : F

Edited By : F

Designed by : Editone International Pvt. Ltd.

All Rights reserved. No part of this publication may be reproduced or transmitted in any form by any means, electronic or mechanical, including photocopying and recording, or by any information storage and retrieval system, except as may be expressly permitted in writing by the publisher.

Every care has been taken to minimize the mistakes regarding printing and other aspects of the book. However, there is always a scope of improvement. Any suggestion for further improvement of this book would be greatly acknowledged.

Printed in India



PREFACE

Environmental studies have assumed great significance in education of a child in recent times. The subject covers every aspect of the world in which the child lives, his ownself, how he should care for his health and the way he should behave in the society. It is very important for a child to get aware of his/her surroundings.

The book " **Environmental Studies** " is a series of 0, 1 to 5 (in six parts) which is strictly based on the guidelines of NEP pattern to facilitate the teaching and learning of environmental studies.

The contents presented in these books have been selected keeping in view the physical and mental growth of the child. There will be an active participation of the students through regular exercises and activities within the text.

Key Features of the Series

- 2 Covers the latest syllabi of various boards.
- 2 All the exercises in the books can be used as tasks for Revision Test paper and Model Test Paper.
- 2 Interactive study approach.
- 2 An activity is provided in each chapter to facilitate hands-on learning and consolidation of environmental concepts.
- 2 **Points to remember** are given at the end of each chapter to highlight some important points of the topics.
- 2 **Exercises** are carefully graded and contain a wide variety of problems. They help the children to connect what they are learning to everyday situations.
- 2 **Facts corner** are given in each chapter where required.
- 2 **Info bits** are also given in each chapter.
- 2 **Teacher Notes** are given in each chapter where required.

I hope that the series will fulfil the needs of teachers and students by its virtue of its plus points. Still, there is always a room for improvement. Any suggestions from the teachers as well as the parents would be highly acknowledged and truly appreciated.



INDEX

S. No.	Chapter	Page No.
	Unit-1 All About Me	
1.	Introducing Myself	5
2.	My Body Parts	7
3.	My Family	11
4.	I Keep Myself Clean	15
	Revision Test Paper-I	20
	Unit-2 My Needs	
5.	Growing Up	21
6.	My Home	23
7.	Our Food	27
8.	Our Clothes	31
	Revision Test Paper-II	35
	Model Test Paper-I	36
	Unit-3 My Neighbourhood	
9.	Our Neighbourhood	38
10.	People Who Help Us	42
11.	My School	45
12.	Festivals We Celebrate	47
	Revision Test Paper-III	52
	Unit-4 Travel All Around	
13.	Transport We Use	53
	Unit-5 Our Natural Environment	
14.	The Sky	57
	Unit-6 Plants and Animals Around Us	
15.	Plants Around Us	60
16.	Animals Around Us	65
	Revision Test Paper-IV	70
	Model Test Paper-II	71



Introducing Myself



LEARNING OBJECTIVE

- Make children able to introduce themselves.
- Recognize the capability that children have .



Hello friends!
My name is Gaurika.
I am a girl.
I am five years old.

Hi! I am Mayank.
I am a boy.
I am Gaurika's brother.
I am eight years old.
We have many friends.



Are you a boy or a girl? _____

TEACHER'S NOTES

Allow pupils to use the exercise to study and discuss themselves with their friends.



Exercise

A. Fill in the blanks.

- I am _____.
- I am a _____.
- I am _____ years old.
- I like to _____ books.
- I study in _____.




B. Answer the following questions.

- What is your name?


- Where do you live?

Draw pictures of your favourite things here.

Toy



Fruit



Let Me Answer 
What is your age?



My Body Parts



LEARNING OBJECTIVE

- Different parts of our body.
- Functions of different body parts.



Ten little fingers, ten little toes,
two little ears and one little nose,
two little eyes that shine so bright,
one little mouth to kiss mama good night!



Different Parts of Our Body

Do all of us look the same?

- * All of us have the same body parts. Yet, we look different.
- * Each part of our body has a different name.
- * Our face has many parts.
- * All of us should keep our body neat and clean.



INFO ZONE

Brain is the control master of our body.

Different Parts of Our Body

TEACHER'S NOTES

Instructing pupils to clean all of their body parts

Functions of Different Body Parts

Arms and Legs

We have two arms and two legs.
Each hand has five fingers.
We use our hands to



Hold things



Write and draw



Pick things




Brush

We have two legs and two feet. Each leg has one foot. Each foot has five toes.
Legs help us to



Stand



Walk



Run



Kick

We all have the same body parts.
But we look different.
Some of us are tall and some are short.
Some of us have curly hair and some have straight.
Some of us have black eyes and some have brown.

Let Me Answer

How many fingers do you have?

Remember to Summery

- + Our body has many parts.
- + We use our hands to write, pick things, brush and eat.
- + We use our legs to walk, run and kick.

Fact Corner

- Our body is covered with skin.
- All fingers have their special names.

Exercise

A. Tick (✓) the correct option.

a. How many eyes do you have?

One



Two



Three



b. How many fingers are there in each hand?

Four



Five



Six



c. We use our hands to

write



hold things



both



B. Write how many of each of these parts do you have.

a. Eyes

b. Ears

c. Nose

d. Fingers

e. Mouth

f. Legs

g. Arms

h. Thumbs

i. Toes

C. Answer the following questions .

a. How many eyes do you have?

b. How do hands help us?

c. How do legs help us?

d. How many fingers do you have in each hand?

Paste your photograph here and label the parts of the body.





LEARNING OBJECTIVE

- What is a family
- Type of family
- Roles in the family

What is a family?



You live in your house with your parents, brothers or sisters. They are your family.



Abhay's family

Types of Family

Parents and their children make a family. This is Abhay's family. Abhay lives with his mother, father and sister.

Abhay's family is a **small family**.



Anuj's family

Anuj lives with his parents, a brother and a sister. Anuj's family is a big family.

INFO ZONE

A nuclear family is the family that has one set of parents and their children living in the same house.

TEACHER'S NOTES

Encourage the pupils to respect everyone.

Look at this family photograph.



This is Monu's family.

This is a **joint family**.

Let Me Answer

How many members make up your family?

A family that has more than one set of parents and their children living together in the same house is called a **joint family**.

Roles in the Family

There are different things that your mother and father do.

Circle **red** what your mother does and circle **blue** what your father does. Circle in **green** what both of them do.





Remember to Summery

- + Parents and children make a family.
- + Some families are small. Some families are big.
- + A family that has one set of parents and their children living in the same house is called a nuclear family.
- + A family that has more than one set of parents and their children living together in the same house is called a joint family.
- + All the members of a family share work.

Fact finder

- The parents of our parents are our grandparents.



Exercise

A. Multiple choice questions.

a. A small family has _____ children.

1 or 2

3 or 4

5 or 6



b. A joint family is a

big family

small family

nuclear family



B. Write the name of your

a. Father

b. Mother

c. Brother/ sister

d. Uncle

e. Aunt

C. Answer the following questions.

a. What is a small nuclear family?

b. What is a big nuclear family?

c. What is a joint family?

d. What roles do father and mother play in a family?

Make a 'Thank You' card for your parents. Take a chart paper. Write 'Thank You' on it. Decorate it and give it to them. See how happy they are to receive it from us.





I Keep Myself Clean



LEARNING OBJECTIVE

- How can we keep ourselves clean?
- Good habits



Johnny Johnny Jingles
Jumped out of bed
Brushed his teeth and washed his face,
And combed his twisted hair.
He put his clothes on carefully
His shoes he neatly tied.
Then he went for breakfast
And sat by his mother's side.



For being fit and healthy, we need to be clean. A clean body is a healthy body.

* How can we keep ourselves clean?

Follow these simple rules to keep yourself clean:



Brush your teeth twice a day -
once in the morning and
once at night-before going to bed.



Bathe yourself everyday.
Dry your body and wear
clean clothes.

TEACHER'S NOTES

Advice pupils on how to use clean objects in their daily life.



Wash your face with soap and water.
Then dry it with a clean towel.



Do not rub your eyes. Always wash
your eyes with cold water.



Clean your ears with soft cotton buds.



Use a handkerchief while wiping
the nose.



Wash your hair regularly and comb
them neatly.



Wash your hands before and after
eating.



Trim your nails regularly.



Never walk outside with
bare feet.

For being healthy, we need to eat good food, have good habits, be clean and take enough rest.

We rest or sleep. If we do not get enough rest, we may fall sick.

INFO ZONE

We must sleep for about 8 hours everyday.



Sleeping

Along with rest, we also need to exercise.

Exercise keeps the body fit.

Walking, running, skipping, cycling and playing are very good exercises.

Let Me Answer

Do you prefer neat rooms?



Walking



Running



Skipping



Cycling



Playing

INFO ZONE

Yoga is a good exercise for the body and mind.



Good Habits

Good habits are some ways of behaviour, which we should follow in our daily life.

- * Get up early in the morning.

- * Be punctual for school.
- * Be polite to others.
- * Respect your elders.
- * Do not throw bits of paper here and there.
- * Do not waste water.
- * Use 'please', 'sorry' and 'thank you' in your vocabulary.



Remember to Summery

- + A clean body is a healthy body.
- + Follow simple rules to keep yourself clean.
- + For being healthy, we need to eat good food, have good habits, be clean, take enough rest and do exercise.
- + Good habits make us well mannered.

Fact finder


- Milk teeth is also known as temporary teeth.


Exercise


A. Tick (✓) the correct option.

- a. Brush your teeth _____ a day.
- | | | | | | |
|------|--------------------------|-------|--------------------------|---------------|--------------------------|
| once | <input type="checkbox"/> | twice | <input type="checkbox"/> | none of these | <input type="checkbox"/> |
|------|--------------------------|-------|--------------------------|---------------|--------------------------|
- b. Clean your ears with soft
- | | | | | | |
|-------------|--------------------------|--------------|--------------------------|------|--------------------------|
| cotton buds | <input type="checkbox"/> | match-sticks | <input type="checkbox"/> | both | <input type="checkbox"/> |
|-------------|--------------------------|--------------|--------------------------|------|--------------------------|

c. Use a _____ for wiping your nose.

cloth 

rug 

handkerchief 

B. Write true or false.

a. To be healthy, we need to be clean. _____

b. We must bathe twice a day. _____

c. We must wear dirty clothes. _____

d. We should keep long nails. _____

e. We should always walk bare feet. _____

C. Answer the following questions.

a. How can we keep ourselves clean?

b. Why should we rest?

c. Name some exercises.

d. List some good habits.

Match the following.

a. 

b. 

c. 

d. 

(i) Trimming nail

(ii) Washing hands

(iii) Brushing

(iv) Washing hair

Revision Test Paper-I

(Based on Chapter 1 to 4)

A. Tick (✓) the correct option.

- a. We use our hands to
write hold things both
- b. Use a _____ for wiping your nose.
cloth rug handkerchief

B. Fill in the blanks.

- a. My father's name is _____.
- b. Brush your teeth _____ a day.
- c. Parents and children make a _____.
- d. Each foot had five _____.

C. Answer in one word.

- a. How many eyes do you have? _____
- b. How many fingers do you have? _____
- c. How many ears do you have? _____
- d. How many nose do you have? _____

D. Write three goods exercise for our body.

E. Answer the following questions.

- a. What is a joint family?

- b. Why should we rest?

- c. Why do we need food?



Growing Up



LEARNING OBJECTIVE

- How a child grows and become healthy?
- Who look after a child?

How a child grows and becomes healthy?

I was a very small baby.



When I was born, I could only move my hands, arms and legs.



After a few months, I started crawling.



When I was about one year old, I started standing and walking.

Who look after a child?

I am still growing every day.

My parents look after me.

They take care of me.

Food helps me grow.

Food keeps me healthy.

I also get my energy from food.

I eat fruits and vegetables.

I eat various kinds of foods.

I drink milk. I also eat curd.

My height and weight are increasing. My arms and legs are growing longer. I am learning about things around me.



TEACHER'S NOTES

Encourage the students to eat healthy food.

Remember to Summery

- + Food keeps us healthy.
- + We get energy from food.
- + Our parents look after us.

Fact Finder

- We are growing up all the time.

Exercise

Let Me Answer

What nutrition should we have eaten to improve our health?

A. Tick (✓) the correct option.

- a. Food keeps us healthy unhealthy unfit
- b. We get energy from food junk food none of these

B. Fill in the blanks.

- a. Food gives us _____ to do work.
- b. My _____ look after me.

C. Answer the following questions.

- a. What do we get from food?

- b. Who look after us?

Write the names of the following food items.





My Home



LEARNING OBJECTIVE

- Necessity of a house
- Types of houses
- Rooms in a house



I have a little house
Upon a little hill
And a garden fair to see
I have a little window
With flowers on the sill
And it all belongs to me.



Necessity of a House

All of us need a house to live in.
A house protects us from heat, cold,
rain, wind, wild animals and thieves.

INFO ZONE

Early man took shelter on trees
or in caves.



TEACHER'S NOTES

Tell students about the importance our sweet home and various shelters in the world.

Types of Houses

Houses are of two types : **Kutcha house** and **Pucca house**.



Hut- a kutcha house

This is a Kutcha house. It is made up of bamboo, mud, straw and dry leaves. It is not a strong house. These are usually found in villages.

This is a Pucca house. It is made up of cement, bricks, steel, glass and wood. This is a strong house. Pucca houses are mostly found in cities and towns.



Pucca house

Rooms in a House

There are different rooms in a house. We do different things in different rooms.

INFO ZONE

There are Kitchen, Bathroom, Bedroom, Dining room, Study room and Drawing room in a house.

Let Me Answer

What shade of paint is on your house?

It is very important to keep our house neat and clean. An ideal house is one that is clean, airy and sunny.



Remember to Summery

- + All of us need a house to live in.
- + A house protects us from heat, cold, rain, wind, wild animals and thieves.
- + Houses are of two types — Kutchha houses and Pucca houses.
- + There are different rooms in a house.
- + We should keep our house neat and clean.



Fact Finder

- We need bricks, cement, steel and wood to build a house.



Exercise

A. Tick (✓) the correct option.

- a. A house protects us from
heat cold both
- b. Early man took shelter in a
hut bungalow cave
- c. We sleep in the
bathroom kitchen bedroom

B. Fill in the blanks.

- a. We need a _____ to live in.
- b. Houses are of _____ types.

- c. Pucca houses are mostly found in _____.
- d. _____ house is made up of bamboo, mud, straw and dry leaves.

C. Answer the following questions.

- a. Why do we need a house?

- b. What is a kutcha house?

- c. Why do we have different rooms in a house?

Where will you find these things in the house? Name the rooms.















Our Food



LEARNING OBJECTIVE

- The need of food
- Sources of food
- Good food habits

Green vegetables and fresh clean fruits,
Carrots, tomatoes and apple juice.
Mummy says, "Eat them all".
It makes us healthy, strong and tall.

The Need of Food

All of us need food to stay alive.
Food gives us energy to work and play.
It helps us to grow.
It keeps us healthy and strong.

Sources of Food

We get our food from plants and animals.

Food from Plants

We get many types of food from plants.
We get grains from plants.



Pulses



Wheat



Rice



Maize

TEACHER'S NOTES

Instructs pupils on the importance of food for our bodies.

We get many fruits from plants.



Apple



Banana



Mango



Pineapple



Grapes

We get many vegetables from plants.



Carrot



Onion



Potato



Tomato



Cauliflower

Food from Animals

We get a variety of food from animals too.
We get eggs from hens and ducks.



INFO ZONE

Milk is used to make curd, cheese, butter, etc.

We get milk from cows, buffaloes and goats.



We get meat from hen, goat and



INFO ZONE

People who eat meat are called non-

Let Me Answer

What is your favourite

Meals in a day



We have **breakfast** in the morning.

We have **lunch** in the afternoon.

We have **dinner** at night.

We should have our meals at fixed time everyday.

Good Food Habits

We should follow good food habits to remain healthy.

- Eat your meals at regular time.
- Wash your hands before and after meals.
- Chew your food well.
- Eat your meals at fixed time everyday.
- Wash your hands before and after meals.
- Do not talk while eating
- Eat lots of fruits and vegetables.
- Never eat stale or uncovered food.
- Do not waste food.
- Don't eat too much of chips, burgers, pizzas and other junk food.



Remember to Summery

- + All of us need food to stay alive.
- + We get our food from plants and animals.
- + We should follow good habits to remain healthy.

Fact Finder

- Eating too much junk food is not good for health.

Exercise

A. Tick the (✓) correct option.

- | | | | | | |
|--|--------------------------|-------|--------------------------|--------|--------------------------|
| a. Food gives us energy to work | <input type="checkbox"/> | play | <input type="checkbox"/> | both | <input type="checkbox"/> |
| b. Which meal do we have in the morning? | <input type="checkbox"/> | Lunch | <input type="checkbox"/> | Dinner | <input type="checkbox"/> |
| c. We get milk from plants | <input type="checkbox"/> | hens | <input type="checkbox"/> | cows | <input type="checkbox"/> |

B. Fill in the blanks.

- We get _____ from hens and ducks.
- We have _____ meals in a day.
- We should have our meals at _____ time.

C. Answer the following questions.

- Why do we need food?

- What are the sources of food?

- Who are non-vegetarians?

A. Make a chart on food we eat and hang it in your classroom.



Our Clothes



- Necessity of clothes • Different types of clothes • Clothes of different occasions

Necessity of Clothes

All of us wear clothes.

Clothes protect us from heat, cold, rain and dust. They also protect us from insect-bites. Clothes make us look smart.



Different Types of Clothes

We wear different clothes in different seasons. There are three main seasons in our country.

Summer Season

We wear light coloured cotton clothes during summer. They help us to stay cool.



INFO ZONE

We get cotton fibre from the cotton plant.

TEACHER'S NOTES

Tell the students that we should be required to wear tidy, clean clothing.

Winter Season



We wear dark coloured woollen clothes in winter season. They keep us warm.

INFO ZONE

Wool is obtained from sheep.

Rainy Season

When it rains, we wear a raincoat on top of our dress. It protects our clothes from getting wet. We also wear gumboots and carry an umbrella. They protect us from rain.



Clothes for Different Occasions

All of us wear special clothes on occasions like a wedding, a festival, birthday parties, etc.

Let Me Answer

What kind of clothing do you prefer?



Wedding



Diwali



Birthday party

Uniform

Children go to school wearing the same kind of dress. It is called the **uniform**.

Some people wear uniform when they go to work.

Nurses, postmen, soldiers, policemen, doctors, firefighters etc. wear uniforms.



Nurse



Doctor



Postman



Student

Remember to Summery

- + All of us wear clothes.
- + Clothes protect us from heat, cold, rain and dust.
- + Children wear uniform when they go to school.
- + Some other people who wear uniform are nurses, doctors, postmen, soldiers, policemen, firefighters etc.

Fact Finder

- Early men used leaves and animals skins to cover themselves.



Exercise

A. Tick the (✓) correct option.

- a. Clothes protect us from
heat cold both
- b. Clothes make us look
smart dirty shabby

B. Fill in the blanks.

- a. We wear _____ clothes in summer.
- b. We wear _____ clothes in winter.
- c. We wear _____ when it rains.
- d. School children wear _____.

C. Answer the following questions.

- a. Why do we wear clothes?

- b. Why do we wear cotton clothes in summer?

- c. Why do we wear a raincoat in the rainy season?

Write 'W' for winter clothes, 'S' for summer clothes and 'R' for things we use in the rainy season.



Raincoat



Sweater



Jacket



Shirt



Revision Test Paper-II

(Based on Chapter 5 to 8)

A. Tick (✓) the correct option.

- a. A house protects us from
heat cold both
- b. Clothes make us look
smart dirty shabby

B. Fill in the blanks.

- a. We need a _____ to live in.
- b. School children wear _____.
- c. Food gives us _____ to do work.
- d. We get _____ from hens and ducks.

C. Answer in one word.

- a. A meal we have in the morning. _____
- b. It protects our clothes from getting wet. _____
- c. It keeps us healthy. _____

D. Write three meals of a day.

E. Answer the following questions.

- a. Why do we wear cotton clothes in summer?

- b. What are the sources of food?

- c. Who are non-vegetarians?

Model Test Paper-I

(Based on Chapter 1 to 8)

A. Tick (✓) the correct option.

- a. We smell with our
eyes nose neck
- b. We should keep our house
dirty wet clean
- c. We wear _____ clothes in winter.
woollen cotton raincoat
- d. We live in a
house forest park

B. Fill in the blanks.

- a. Brush your teeth _____ a day.
- b. Food keep us _____.
- c. We all live in a _____.
- d. A joint family is _____ family.
- e. We have _____ meals in a day.

C. Answer in one word.

- a. How many eyes do you have? _____
- b. What is your father name? _____
- c. How many legs do you have? _____
- d. How many fingers do you have? _____

D. Write true or false.

- a. We must wear dirty clothes.
- b. Clothes make us look smart.
- c. We cook food in the kitchen.
- d. We should always walk bare foot.
- e. We should bathe twice a day.

E. Answer the following questions.

- a. How many eyes do we have?

- b. What are the two sources of food?

- c. What are Kutcha houses made up of?

- d. What is a joint family?

- e. Why should we rest?

F. Write the names of the four vegetables.

G. Write any ten names of body parts.

9

Our Neighbourhood



LEARNING OBJECTIVE

- Meaning of neighbourhood.
- Places in neighbourhood.



My neighbours and my friends are very dear to me. They are always there whenever there is a need. We talk to each other and we borrow and lend. Such treasure they are.

Meaning of Neighbour

- * We live with our family at home.
- * There are many houses near our home.
- * The people who live around our house are called **our neighbours**. There are many houses and places near our house. They make our **neighbourhood**.
- * These places provide us many services. Some of these places are school, bank, post office, market, hospital and police station.



TEACHER'S NOTES

Make student understand why we should respect everyone and be friendly in our neighbourhood

Places in Neighbourhood

School

All the children go to school. They learn to read and write in the school. They learn good habits too. Many people work in a school like principal, teacher, guard, driver, sweeper, etc.



INFO ZONE

School is called the temple of learning.

Bank

Bank is a place where we keep our money and jewellery safely.



Post Office

We buy stamps, envelopes and post cards from the post office.



Hospital

We go to a hospital when we are sick or injured. Doctors and nurses take care of the patients in the hospital.

There is a police station in every neighbourhood. Policemen help to maintain law and order and catch the thieves.

Police Station

INFO ZONE

We need to dial 100 to call the



Market



Every neighbourhood has a market. There are many shops in a market. We go to the market to buy different things.



A fire station is a place where firemen sit. They come to help us if there is a fire.

Fire Station

Let Me Answer

What kind of neighbourhood is there near your home?

Remember to Summery

- + The people, who live around our house are called our neighbours.
- + The places and houses near our house make our neighbourhood.
- + There are many places in our neighbourhood like school, bank, post-office, police station and market.

Fact Finder

- Some hospitals in villages are called dispensaries.



LEARNING OBJECTIVE

- Our helpers

Our Helpers

In our neighbourhood, there are many people who help us in different ways. These are the policeman, doctor, postman, nurse, teacher, gardener, electrician, barber, tailor, carpenter, watchman etc.

A **barber** cuts our hair.



A **tailor** stitches our clothes.



A **policeman** maintains law and order.

A **teacher** teaches in a school.



INFO ZONE

Any work that earns money is called an occupation.



A **cobbler** mends our shoes.



A **doctor** treats the sick people.



A **postman** brings our letters.



TEACHER'S NOTES

Assist students to learn more about the people who help us in our daily life.



A **gardener** takes care of our plants.



A **plumber** repairs taps and leaking pipes.



A **watchman** guards our house.

A **carpenter** makes furniture.



A **green-grocer** sells vegetables.



Remember to Summery

- + In our neighbourhood, there are many people who help us in different ways.
- + Some of the people who help us are barber, cobbler, teacher, doctor, policeman, postman, tailor, watchman etc.

Fact Finder

- Work is also a mean of earning money.

Exercise

Let Me Answer

Whom do you contact when water flow on through pipe.

Summative Assessment

A. Tick (✓) the correct option.

a. Who stitches our clothes?

Cobbler



Barber



Tailor



b. Who brings our letters?

Doctor



Postman



Policeman



c. Who sells vegetables?

Green-grocer



Gardener



Teacher



B. Fill in the blanks.

a. A _____ cuts our hair.

b. A _____ teaches in a school.

c. A _____ makes furniture.

C. Answer the following questions.

a. Who is a doctor?

b. What does a plumber do?

A. Match the people with the places where they work.

a.



(i)



b.



(ii)



c.



(iii)



B. Draw the tools used by these people.





LEARNING OBJECTIVE

- What do we do in school?
- Different rooms in school

What do we do in school?

This is my school.

I love my school.

I go to school to study.

There are many students in the school.

I have many friends in the school.

In the school we learn to read and write.

We learn to draw and do sums.

We learn about the world.

We learn good manners.



Different Rooms in School



This is the Principal's office.

Our parents meet him/her here.

My school has a big building.

It has many classrooms.

This is my classroom.

We sit and study here.

INFO ZONE

Schools make us good and noble.

TEACHER'S NOTES

Allow students to have an open discussion about their school and teacher.

This is our library.
We borrow books from here.



This is the computer lab.
We learn about computers here.



This is our music room.
We learn singing and dancing here.

This is our playground.
We play here.

The Principal is the head of the school. We all respect and love our principal and teachers.

Remember to Summery

✦ We learn to read and write in school.

Fact Corner

• School is a temple of learning.

Exercise

Let Me Answer
which is your sweetest moments in your school

A. Tick the (✓) correct option.

- a. We play in the _____ .
playground music room library
- b. The _____ is the head of the school.
teacher principal none of these

B. Answer the following questions.

- a. What is the name of your school?
b. How do you go to school?
c. When do you reach your school?



LEARNING OBJECTIVE

- Different festivals
- Special days
- National festivals

Different Festivals

Festivals are times to enjoy.

We celebrate many festivals.

People greet each other and have fun.

Sweets are prepared and distributed to friends and relatives.

Let us read about some festivals.



Diwali

Diwali is called the festival of lights. People lit candles and diyas. They pray to **Goddess Lakshmi** on this day. Some people burn crackers on Diwali.

Eid

Eid is celebrated after the holy month of **Ramzan**. On this day, people go to the mosque and offer 'Namaz'. People greet their friends saying "Eid Mubarak".



INFO ZONE

India is a country where many festival are celebrated by most of people in a year.



TEACHER'S NOTES

Aid students to understand the value of different festivals and special days

Christmas

Christmas is celebrated on 25th December every year. It marks the birth of **Lord Jesus Christ**. On this day, people go to the Church to pray.

Christmas trees are decorated. It is believed that **Santa Claus** brings gifts for the children on this day.



Gurupurab

Gurupurabs are the birthdays of the Sikh gurus. On these days, people go to the gurudwara and pray to their holy book **Guru Granth Sahib**.

In Gurudwaras, people eat together from a common kitchen called langar.

Special Days

Some other days like birthdays and weddings are celebrated in the families. These are called family functions.

Birthday



Wedding



National Festivals

The festivals that are celebrated by the entire nation are called **National Festivals**

In India, we celebrate three national festivals.

1. Independence Day

Independence Day is celebrated on 15th August every year. On this day, our country became independent from the British rule. Prime Minister of our country hoists the National Flag on this day.



2. Republic Day

Republic Day is celebrated on 26th January every year. On this day, our country became a republic.

A huge parade is held at Rajpath. The President of India takes the salute of the parade.



Let Me Answer

Which is your favourite festival?



3. Gandhi Jayanti

Gandhi Jayanti is celebrated on 2nd October every year. It marks the birthday of Mahatma Gandhi. Special prayers are held at his samadhi, Raj Ghat.

INFO ZONE

Mahatma Gandhi is called Father of our Nation.



Remember to Summery

- ✓ Festivals are times to enjoy.
- + Diwali is called the festival of lights.
- + Eid is celebrated after the holy month of Ramzan.
- + Christmas is celebrated on 25th December every year.
- + Gurupurabs are the birthdays of the Sikh gurus.
- + Independence Day, Republic Day and Gandhi Jayanti are our National Festivals.



Fact Finder

- The Sikhs celebrate the birthday of their Guru on Gurupurab.



Exercise

A. Tick (✓) the correct option.

a. Which festival is related to sewain?

Diwali

Eid

Christmas

b. When do people eat from a langar?

Gurupurab

Gandhi Jayanti

Eid

B. Fill in the blanks.

a. Goddess _____ is worshipped on Diwali.

b. People go to the _____ on Eid.

c. People go to the _____ on Gurupurab.

d. Christmas _____ are decorated.

C. Answer the following questions.


a. How do we celebrate Diwali?

b. How do we celebrate Gurupurab?

c. When is Christmas celebrated?

d. What are National Festivals?

A. Name these festivals.



Revision Test Paper-III

(Based on Chapter 9 to 12)

A. Tick (✓) the correct option.

a. Where do children go to study?

Bank

School

Market

b. The _____ is the head of the school.

Principal

Teacher

Student

B. Fill in the blanks.

a. We play in the _____.

b. People go to the _____ on Eid.

c. A _____ cuts our hair.

d. Children go to _____ to study.

C. Answer in one word.

a. It is called the festival of lights.

b. Who rings the bell in school?

c. Where do children go to study?

D. Answer the following questions.

a. What is a market?

b. Who is a doctor?

c. How do you go to school?

Transport We Use



LEARNING OBJECTIVE

- Different means of transport
- Animals as means transport

Different Means of Transport

We use different means of transport to travel from one place to another. We have three means of transport:

1. Land Transport
2. Water Transport
3. Air Transport

Let us discuss about them one by one:

1. Land Transport

Vehicles that move on land are called land transport. Buses, cars, vans, scooters, horse cart, bicycles and trains are examples of land transport.



Car



Bus



Truck



Bicycle



Horse Cart



Scooter

INFO ZONE

Aeroplane is the fastest means of transport.



TEACHER'S NOTES

Guide students to understand the different means of transportation.

2. Water Transport

Vehicles that sail on water are called water transport. Boats, ships and steamers are some of the examples of water transport.



Boat



Ship



Steamer

INFO ZONE

Early man used raft as a means of water transport.



Let Me Answer

How do we travel in the oceans

3. Air Transport

Air transport includes vehicles that fly in the air. Aeroplanes, helicopters and rockets are the examples of air transport. Air transport is the fastest means of transport.



Aeroplane



Helicopter

INFO ZONE

A rocket is that means of air transport which takes us far away to space.



Animals as Means of Transport

Some animals are also used as means of transport. Here are a few of them.



Camel



Ox



Elephant



Horse



Remember to Summery

- + We use different means of transport to travel from one place to another.
- + We have three means of transport - Land transport, Water transport and Air transport.
- + Air transport is the fastest means of transport.



Exercise

A. Tick the (✓) correct option.

a. Which of these is the fastest means of land transport?

Van

Car

Train

b. Which of these is a means of water transport?

Boat

Aeroplane

Scooter

c. Which of these is not a means of air transport?

Helicopter

Aeroplane

Bicycle

B. Fill in the blanks.

- a. _____ and _____ are examples of land transport.
- b. _____ and _____ are examples of water transport.
- c. _____ and _____ are examples of air transport.

C. Answer the following questions.

a. What is land transport?

b. What is water transport?

c. What is air transport?

A. Match the following.

a. Scooter

(i)

b. Ship

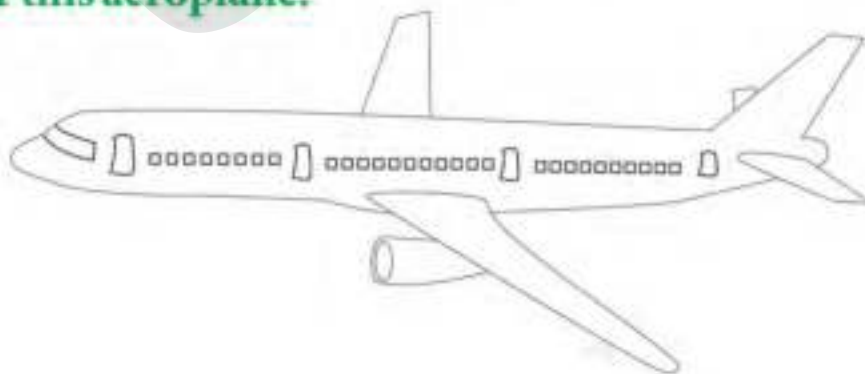
(ii)

c. Helicopter

(iii)



B. Colour this aeroplane.



The Sky



LEARNING OBJECTIVE

- Different things in the sky
- Rainbow in the sky

Different Things in the Sky

Look at these two pictures:



Day sky



Night sky

The Sun

The Sun is huge ball of fire. It gives us heat and light. It is very far away from us. During the day, the Sun shines brightly. It makes the day for us. When the Sun sets, it gets dark.



INFO ZONE

The Sun rises in the east and sets in the west.

The Moon

We can see the Moon in the sky at night. It is round like a ball.



TEACHER'S NOTES

Motivate children to learn more about different phases of the day.

The Moon does not look the same every night. Sometimes it is big and round. Sometimes we see Half Moon. On some nights, there is No Moon.

INFO ZONE

Moon is the natural satellite of Earth.



INFO ZONE

Neil Armstrong was the first man to land on the Moon.



Let Me Answer

Name the biggest star.

The Stars

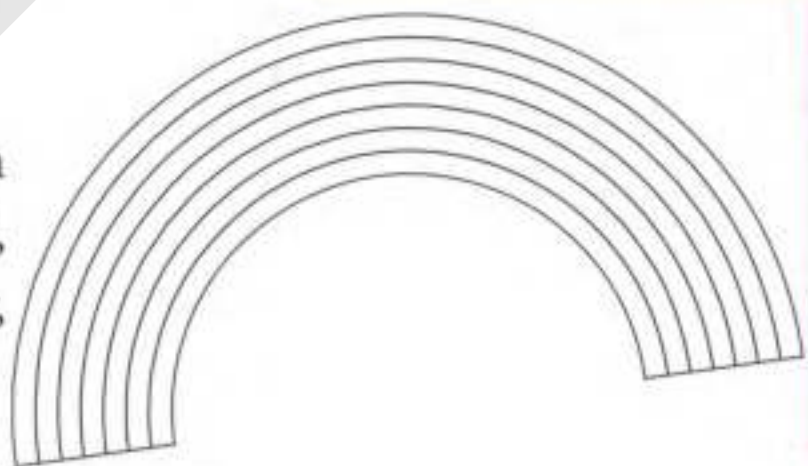
We see many stars in the night sky. Stars are far away from us. They appear to be small because they are far away from us. Stars form patterns in the sky.



Rainbow in the Sky

There are seven colours in the rainbow – violet, indigo, blue, green, yellow, orange and red.

Colour this rainbow.



R
O
Y
G
B
I
V

Remember to Summery

- + The Sun is a huge ball of fire.
- + We see the Moon in the night sky.
- + Numerous stars twinkle in the night sky.

Fact finder

- We cannot see stars in the day because of the very bright light from the Sun.



Exercise

A. Tick the (✓) correct option.

- a. What does Sun give us?
Heat Light Both
- b. What is the shape of the Moon?
Round Square Triangular
- c. When do we see the stars?
During the day At night None of these


B. Answer the following questions.

- a. What does the Sun give us?

- b. Describe the Moon.

- c. Can you count the stars?

C. Colour the following pictures.



Find out more about the people who have gone to the Moon.

Plants Around Us



LEARNING OBJECTIVE

- Types of plants
- Parts of a plant



This is my garden, I'll plant it with care,
Here are the seeds, I'll plant in there, The
sun will shine,
The rain will fall,
The seeds will sprout and grow up tall.

Types of Plants

There are many types of plants around us. Some are tall while some are short. Very big plants are called trees.



Mango Tree



Coconut Tree



Ashoka Tree

Trees have thick, woody stem called the trunk.

Trees have many leaves and branches.

Trees live for many years.

TEACHER'S NOTES

Help students to learn more about plants in details.

Some plants are short and bushy. They have thin, brown and woody stems. Such plants are called shrubs.



Rose



Jasmine



Hibiscus

Some plants are very small. They have soft and green stem. Such plants are called herbs.



Mint



Coriander



Grass

Some plants have weak stems. They need a support to climb up. Such plants are called climbers.



Grapevine



Money plant



Peas

Some plants grow along the ground. They are called creepers.



Watermelon



Pumpkin

Let Me Answer 

Have you ever visit a nursery.
Which plant do you like the most.

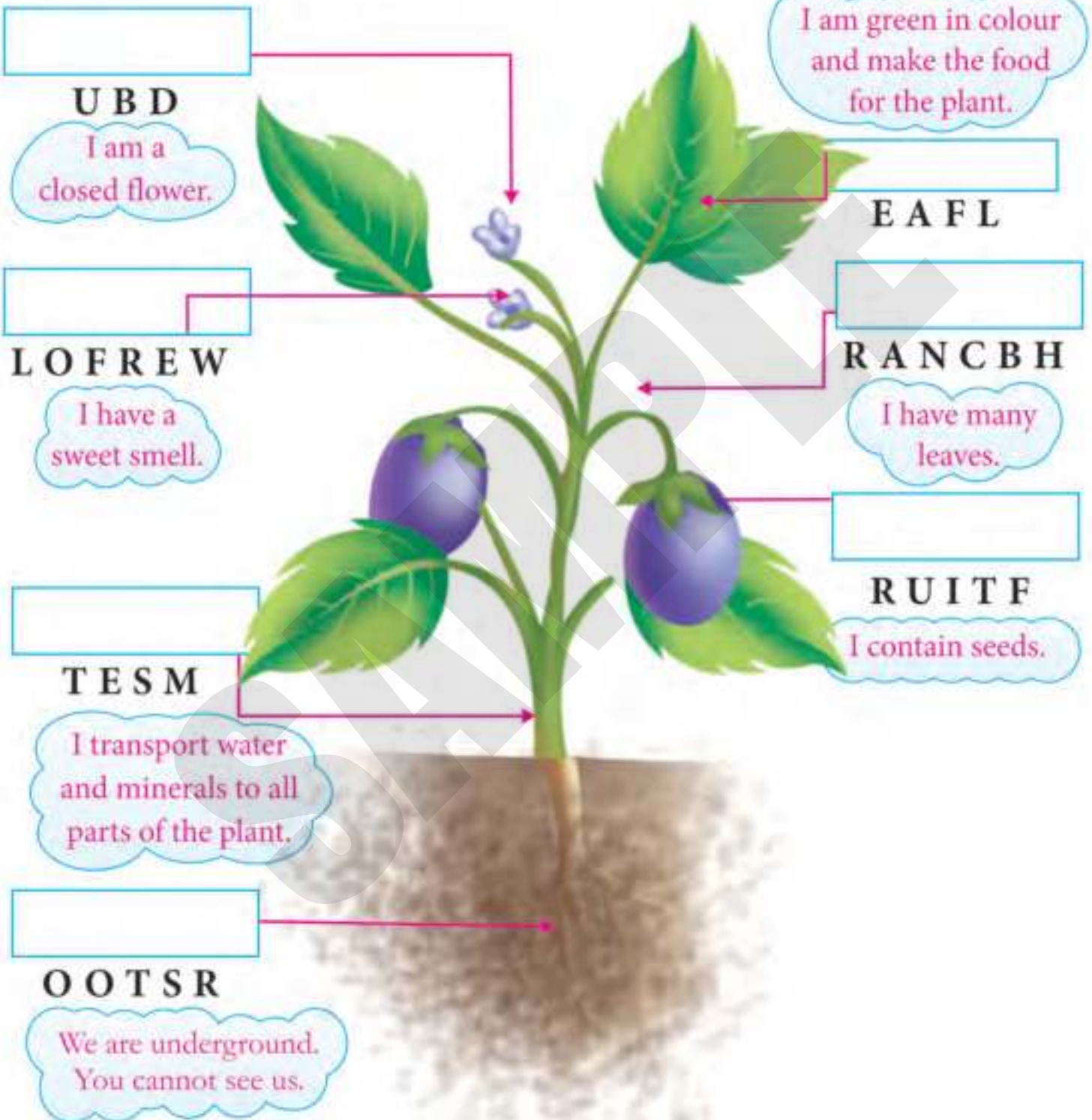
Parts of a Plant

Look at this plant:

Rearrange the letters correctly to get the names of the part of the plant.

INFO ZONE

Leaves are known as
"Kitchen of the Plants".





Remember to Summery

- + There are many types of plants around us.
- + Very big plants are called trees.
- + Short and bushy plants are called shrubs.
- + Small plants with soft, green stem are called herbs.
- + Climbers and creepers are weak plants.



Fact finder

- Leaves are green in colour due to the presence of chlorophyll in it.



Exercise

A. Tick (✓) the correct option.

a. Which of these is a tree?



b. Which of these is a shrub?

Rose



Grapevine



Pumpkin



c. Which of these grows along the ground?

Coriander



Watermelon



Jasmine



B. Fill in the blanks.

- a. _____ live for many years.
- b. Shrubs are _____ and _____.
- c. Herbs have _____ and _____ stem.
- d. _____ need a support to climb up.

C. Answer the following questions.

a. What are trees?

_____.

b. What are herbs?

_____.



c. What are shrubs?

_____.

D. Write 'T' for trees, 'H' for herbs, 'S' for shrubs, 'Cr' for creepers and 'Cl' for climbers?



A. Do you know that a seed needs air, water and sunlight to grow? Colour this picture and see it yourself.





LEARNING OBJECTIVE

- Animals around us
- Types of animals

Animals Around Us

We see many animals around us. Some are big and some are small.

Big Animals



Elephant



Giraffe



Camel



Rhinoceros

INFO ZONE

Blue whale is the largest animal in the world. Elephant is the largest land animal.

Small Animals



Goat



Dog



Cat



Squirrel



Rabbit

Birds

- * Birds are our feathered friends.
- * They have wings to fly.
- * They have a beak to eat their food.

TEACHER'S NOTES

Tell students about the importance of various animals around us.



Ostrich



Peacock



Vulture



Sparrow

INFO ZONE

Peacock is the national bird of our country.



Pigeon



Ant

Insects

Insects are very small animals. They have six legs.

Insects have feelers to sense the things around them some insects have wings.



Housefly



Butterfly



Spider



Cockroach

INFO ZONE

Spider is not an insect.

Types of Animals

Animals can be divided into two groups:

1. Wild animals
2. Domestic animals

Wild Animals

Animals that live in forests are called wild animals.

INFO ZONE

Lion is called the king of the jungle.



Domestic Animals

Some animals are useful to us. We keep them in farms and houses. We also tame them. Such animals are called domestic animals.



Cow



Goat



Sheep



Hen

Pet Animals

Some animals like dogs, cats etc. are kept as pets. We should take care of them.



Cat



Dog

Let Me Answer
Do you have a pet?

Remember to Summery

- + We see many animals around us.
- + Some animals are big and some are small.
- + Birds are our feathered friends.
- + Insects are very small animals having six legs.
- + Animals that live in forests are called wild animals.
- + Animals that are kept in houses and farms are called domestic animals.
- + Pet animals are kept at homes.

Fact finder

- Our body is covered with skin. Animals also need food to grow.



Exercise

A. Tick (✓) the correct option.

a. Which of these is a big animal?



Giraffe



Cat



Snake



b. Which of these is a small animal?



Rhinoceros



Elephant



Rabbit



c. Which of these is a wild animal?



Dog



Lion



Hen



B. Give two examples of each of the following.

- a. Birds : _____ , _____
- b. Insects : _____ , _____
- c. Pets : _____ , _____
- d. Big animals : _____ , _____

C. Answer the following questions.

a. What are insects?

b. What are wild animals?

c. What are domestic animals?

D. Write yes or no.

a. Squirrel is a big animal.

b. Birds have wings to fly.

c. Insects have ten legs.

A. Rearrange the letters to name these animals correctly.



ABBITR



RROWSPA



ROACHCOCK



TAC



PHANTELE



EESH

Revision Test Paper-IV

(Based on Chapter 13 to 16)

A. Tick (✓) the correct option.

a. What does Sun give us?

Heat

Light

Both

b. Which of these is a wild animal?

Dog

Lion

Hen

B. Fill in the blanks.

a. _____ and _____ are examples of land transport.

b. _____ live for many years.

c. Birds have _____ to fly.

d. _____ need a support to climb up.

C. Answer in one word.

a. Birds have wings to fly.

b. Means of water transport.

c. Insects have ten legs.

d. The shape of the Moon is square.

e. Trees live for many years.

D. Answer the following questions.

a. What are insects?

b. What is air transport?

Model Test Paper-II

(Based on Chapter 9 to 16)

A. Tick (✓) the correct option.

a. Which of these is not a means of air transport?

Helicopter Aeroplane Car

b. When do we see the stars?

During the day At night None of these

c. Who brings our letter?

Doctor Postman Policeman

d. Which of these is a wild animal?

Dog Lion Hen

B. Fill in the blanks.

a. Eid is the festival of _____.

b. A _____ makes furniture.

c. We borrow books from the _____.

d. _____ is an example of water transport.

e. _____ have wings to fly.

C. Answer in one word.

a. This is the fastest means of land transport. _____

b. It is celebrated on 2nd October every year. _____

c. Name any one air transport. _____

d. Name any one land transport. _____

e. Name any one herb. _____

D. Write true or false.

- a. Climbers have weak stem.
- b. Sweeper cleans your classroom.
- c. Boats and ships are land transport.
- d. We see Moon in the night sky.
- e. A tailor mends our shoes.

E. Answer the following questions.

- a. What is land transport?
- b. What are domestic animals?
- c. When do people celebrate Christmas?
- d. What is a bank?
- e. How do you go to school?

F. Write the names of National Festivals.

G. Rearrange the letters to name these animals correctly.

- a. ABBITR
- b. TAC
- c. HEEPS
- d. OGD